



ARTWORK GUIDE & TEMPLATES

STICKY NOTES



sticky notes

The ever-popular marketing gift – sticky notes are versatile and cost effective with a choice of print and paper options.

We manufacture sticky notes in 4 sizes, A7, 75mm square, 125 x 75mm and A6.

Choose from five paper colours and a choice of sheet configurations from 25, 50 or 100 sheet options.

We can print sticky notes in one or two pantone colours or 4 colour process.

This PDF document includes useful information on supplying artwork, together with product templates. Please review the templates carefully, in particular when your design bleeds off the sheet or when your design includes heavy solids.

Remember we are only a phone call or email away so if you have any queries about supplying artwork or product information please do not hesitate to contact us.

contents

Helpful information when setting up artwork for sticky notes	4 - 6
Check list and contact information	7
75 (adhesive edge) x 75mm template	8
105 (adhesive edge) x 75mm template	9
125 (adhesive edge) x 75mm template	10
105 (adhesive edge) x 150mm A6 templates	11
100 (adhesive edge) x 100mm template	12

helpful information when setting up artwork for sticky notes

How are sticky notes printed

Sticky notes are printed from a reel of paper unlike printing tear off note pads which are printed from sheets.

Many people ask if we apply the adhesive glue strip after printing. The answer is no – the paper used for the manufacture of sticky notes already has the adhesive glue strip applied to the paper.

Depending upon the size of the note pad we impose several pads on the sheet. The sheets having a card backing sheet inserted to make the pads either 25, 50 or 100 sheet options.

Printing bleed onto sticky notes – **important please read**

Printing bleed onto a sticky note differs slightly from standard note pads.

If your design bleeds off the sheet the physical size of the pad will reduce as follows:

Size of pad	Approximate final size with bleed
75 (adhesive edge) x 75mm	71 x 71mm
105 (adhesive edge) x 75mm (A7)	101 x 71mm
125 (adhesive edge) x 75mm	121 x 71mm
105 (adhesive edge) x 150mm	101 x 146mm

In certain circumstances we may be able to achieve the finished size if your bleed is a solid on all four edges which will not require additional cutting gutters.

If the finished size of your pad is critical please contact us on 0845 367 4467 or email us at sales@tradepads.com for further advice.

Printing solids

We do not recommend printing solid areas of artwork in the top 17mm of the pad. Printing a solid in this area where the adhesive glue strip is positioned can adversely affect the strength of the glue. Printing in this area will be under a disclaimer.

 This colour represents a printed solid area



This position for the printed solid blue will affect the strength of the glue strip and is NOT recommended.



This is a better position, it is away from the glue strip and will not affect the adhesive strength.

Background tints

Printing a background tint is achievable using a maximum of 20% tint. Increasing the ink strength over 20% causes deterioration of the glue strip and paper curl.



100% Tint

75% Tint

50% Tint

20% Tint

Safe zone

We recommend using a safe zone if you are printing important graphics or text near the edge of the sheet. We work to cutting tolerances of +/- 2mm.

Please refer to the product template to view the safe zone.

File format

We only accept artwork as press ready PDF and this is the only file format you can upload with us.

Fonts

If you have created your artwork in a software program such as Adobe Illustrator or InDesign we recommend converting all text to outlines. This will make the file non-dependent on fonts and prevent any font issues.

When working with PDF files please embed all fonts in the document when asked to do so. This is particularly important when working with custom fonts.

Available paper colours

There are 5 sticky note paper colours available, these are shown in the table below.

Available paper colours	
<input type="radio"/>	White
<input type="radio"/>	Pastel Yellow
<input type="radio"/>	Pastel Blue
<input type="radio"/>	Pastel Pink
<input type="radio"/>	Pastel Green

check list & contact information

Checklist

- ✓ Please ensure the artwork is set to the correct size you are ordering.
- ✓ Avoid heavy solids in the top 17mm of the pad.
- ✓ If you have selected 1 or 2 colour print option the artwork **must** be set to an uncoated pantone reference. Your order will be rejected if your supply artwork in CMYK against a 1 or 2 colour order.
- ✓ Placed images should be a minimum of 300 dpi and set to CMYK.
- ✓ The font size should be no smaller than 6 points. Please embed all fonts or convert all text to outlines.
- ✓ Be aware that if your design bleeds the finished size of the sticky note pad will be slightly smaller.

Questions or further advice – we are here to help

We will be pleased to assist you with any artwork or order queries you may have.




0845 367 4467



sales@tradepads.com

75 (adhesive edge) x 75mm template

template (without bleed)



Finished 'trimmed' size

75 x 75mm


Artwork safe area

69 x 69mm

Glue strip area

17 x 75mm

template (with bleed)



Finished 'trimmed' size

71 x 71mm

Artwork safe area


65 x 65mm

Glue strip area

17 x 71mm

105 (adhesive edge) x 75mm A7 template

template (without bleed)




Finished 'trimmed' size
105 x 75mm

Artwork safe area
99 x 69mm

Glue strip area
17 x 105mm

template (with bleed)




Finished 'trimmed' size
101 x 71mm

Artwork safe area
95 x 65mm

Glue strip area
17 x 101mm

125 (adhesive edge) x 75mm template

template (without bleed)



Finished 'trimmed' size

125 x 75mm

Artwork safe area

119 x 69mm

Glue strip area

17 x 125mm

template (with bleed)



Finished 'trimmed' size

121 x 71mm

Artwork safe area


115 x 65mm

Glue strip area

17 x 121mm

105 (adhesive edge) x 150mm template

template (without bleed)



Finished 'trimmed' size

105 x 150mm


Artwork safe area

99 x 144mm

Glue strip area

17 x 105mm

template (with bleed)



Finished 'trimmed' size

101 x 146mm

Artwork safe area


95 x 140mm

Glue strip area

17 x 101mm

100 (adhesive edge) x 100mm template

template (without bleed)



Finished 'trimmed' size

100 x 100mm


Artwork safe area

94 x 94mm

Glue strip area

17 x 100mm

template (with bleed)



Finished 'trimmed' size

97 x 97mm

Artwork safe area

91 x 91mm

Glue strip area

17 x 97mm